

EDCI 352 TEACHLIVE GUIDE

Teacher Education




THE UNIVERSITY of
MISSISSIPPI

School of Education
Teacher Education


Creating Your Account

- You will receive an email from TeachLive welcoming you to Mursion.
- Mursion is the platform that we use to operate TeachLive.
- Click on the **“Visit your Dashboard to Get Started”** button.



Ula

Welcome to Mursion!



A flexible platform, ready to work wherever you are

Mursion is a platform to practice the skills needed to show up as a good team member and leader. Immersive simulations for essential workplace skills are built on this platform and delivered seamlessly to learners around the world. By blending AI and live human interaction, these simulations are both dynamic and personalized to each learner.

[Visit Your Dashboard to Get Started](#)

Creating Your Account

- Next, you will be prompted to create a password. Your **password will be specific for the Mursion Portal** and is in no way affiliated with your MyOleMiss password. You will use this password again for future courses.
- After you create a password, you will have to agree to Mursion's code of conduct.
- Check the box and hit "accept."

Methodology Overview & Code of Conduct

Every Mursion simulation involves a single live Simulation Specialist who provides the spoken dialogue for up to five virtual avatars in a learning session. The Simulation Specialist's job is to present conversational challenges to enable Learners, such as yourself, to practice the complex human skills in each scenario. At Mursion we recognize the importance of creating a safe space where people can bravely practice potentially stressful, nuanced, and complex conversations. To ensure that both Learners and the Simulation Specialist can participate confidently, we ask individuals in both groups to commit to a basic Code of Conduct.

I agree to the Mursion's simulation delivery model and confirm to uphold and honor the Mursion Code of Conduct in all simulations in which I participate. Read more about Mursion simulations and our Code of Conduct [here](#).

User Agreement

This End User Agreement ("Agreement") is a legal agreement between you, the user, and Mursion, Inc. ("Mursion") and is subject to the terms and conditions of the Mursion Software as a Service Agreement between Mursion and the Mursion client entity through which you are using the Mursion Software. For purposes of clarity, you acknowledge and agree that as a condition of your use of and access to the Mursion Software ("Mursion Software"), you, as well as the entity that is providing you access to the Mursion Software, are subject to and bound by the terms and conditions of this Agreement.

Subject to the terms and conditions of this Agreement and the Mursion Software as a Service Agreement, Mursion hereby permits you limited, non-exclusive, non-transferrable, non-sublicensable rights to access and use the Mursion Software.

You agree and acknowledge that you do not have the right to, and will not, copy, modify, reverse engineer, decompile, disassemble, or create derivative works based, in whole or in part, on the Mursion Software or related materials. You agree not to defeat, disable or circumvent any protection mechanism related to the Mursion Software. Upon learning of any unauthorized possession or use of or access to the Mursion Software, you will notify Mursion promptly and you further agree to promptly furnish details of each such occurrence, to reasonably assist in preventing any recurrence thereof (to the extent that is possible) and to cooperate fully in any proceedings undertaken to protect the rights of Mursion.

Creating Your Account

- You will then be asked to create a profile.
- You only have to provide a first and last name.
- Your email account will already be listed as your email address.
- You will also be asked to confirm your time zone.

My Profile

First Name*

Last Name*

Assigned User Role: Learner

Email: Timezone*:

Confirm time zone


Your time zone is set automatically to CDT.
Click "Confirm" to accept this selection or
"Cancel" to make another selection.

Scheduling Your Session

- After you create your account, login to Mursion (portal.mursion.com/login)
- You will see your “Dashboard” on the Mursion portal.
- It will show you if you have a session to schedule.
- If you click the “view” button, you will see a description of the session and any other necessary information.
- If you have a session to schedule, you will click the “schedule” button to book your session.

EDCI 352 Oxford Campus

🕒 20 min



You will visit Guyton 312 to complete your session on your scheduled date and time. If the door is shut, please remain seated in the hallway until the person in front of you has

[...more](#)


[View](#) [Schedule](#)

You have until Oct 6, 2023 to complete up to 1 times.



Scheduling Your Session

- After you have scheduled your session, you will receive a confirmation email with the session details.
- You can also view your session details by signing into Mursion (portal.mursion.com/login).

Thanks for signing up! Your simulation is confirmed. Inbox x

 **no-reply@mursion.com**
to me ▾

<p>Sep 25 Mon ▾</p>	<p>OleMiss ML3 Simulation: EDCI 352 Oxfo...</p> <p>When Mon Sep 25, 2023 2:50pm – 3:10pm (CDT) Where https://portal.mursion.com/open/9a5fd5d3-a809-4c83-a865-4496bea5fb6c?role=learner&sessionType=LEARNING Who Mursion*</p> <p>Sign up for calendar »</p>	<p>Agenda Mon Sep 25, 2023</p> <p>No earlier events 2:50pm OleMiss ML3 Simulation: EDCI 352 Oxfo... No later events</p>
---	--	--





Hi Gary ,

Your simulation is confirmed! We are super excited for you to begin your immersive learning experience. The avatar will be waiting for you, so mark your calendar and take a moment before your session to review the materials below.


Monday, September 25 2023 2:50-3:10 PM CDT [Join Simulation](#)

In case of emergency, reschedule as soon as possible [here](#) [Add to Calendar](#)



EDCI 352 Oxford Campus Fall 2023

You will visit **Guyton 312** to complete your session on your scheduled date and time.



[Prepare for Simulation](#)

Preparing for your Session

Meet your class! Read the avatar bios to learn more about their personalities, interests, and individual needs.



SAVANNAH BOYD: Savannah has a strong mind for details and has excellent analytical ability. She tends to work best on solo projects with clear directions in a quiet environment and may struggle with content if she doesn't see practical applications. Personally, she tends to be introverted and may struggle to connect socially with her classmates, but she is loyal and kind. Her favorite subject is P.E., and she loves playing volleyball. Her ability for recall makes her a favorite team member at trivia night. Savannah is also a very strong math student.



DEV KAPOOR: Dev is a rule-follower who is self-driven with high standards. He tends to love patterns and approaches learning with enthusiasm and an open mind. In the classroom, he prefers solo projects and may struggle with a loud environment. Personally, Dev is usually relaxed and friendly, but can at times be unknowingly insensitive to other's feelings. His favorite subject is math, and he loves building models and doing brain teasers when not at school.



AVA RUSSO: Ava is quick-thinking and decisive and likes to be challenged with new ideas and concepts. She works well in a group and understands better when shown how to do something. Ava can be impatient with others when she feels the pace is too slow and can struggle in a more rule-based, structured environment. Personally, Ava is extroverted and loves taking the lead but can at times be too sarcastic or insensitive to others. Her favorite subject is history, and she loves anything related to dance.



Preparing for your Session



JASMINE WALKER: Jasmine is an intuitive learner who likes to look at big ideas and patterns and understand relationships. She tends to engage in topics based on her interest or passion level. Small group work is generally successful for Jasmine, but she may struggle with criticism or conflict. Personally, Jasmine is an empathetic introvert, who prefers the familiar. Her favorite subject is science, and she is passionate about animal rights. Jasmine is also dyslexic and therefore struggles with her reading.



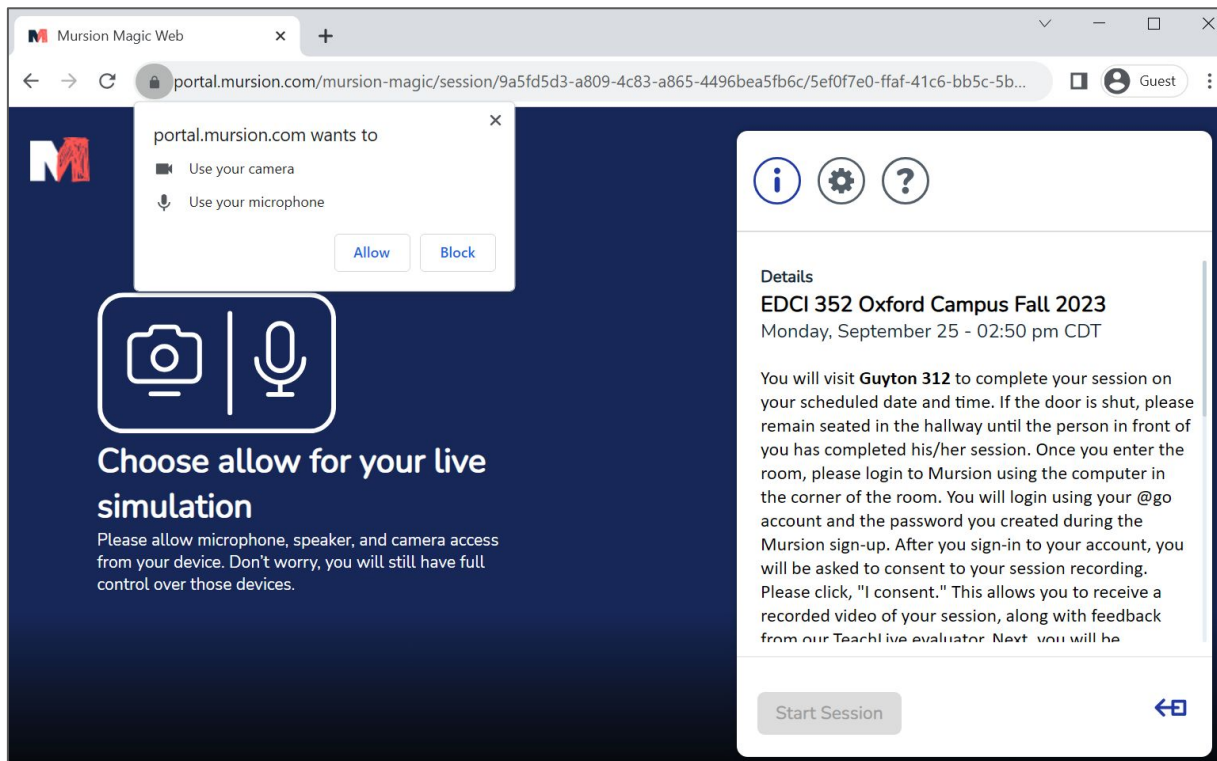
ETHAN MULLEN-HARDY: Ethan is an adventurous learner, willing to step out of his comfort zone and to understand new perspectives. He tends to respond best to short, direct instructions, with a mix of small group work and solo study and may struggle with detail-oriented work. Personally, Ethan is an extrovert, who loves to make others' laugh and approaches most anything with a high level of energy. His favorite subject is language arts, and he loves playing soccer and video games in his spare time.



Starting Your Session

How do I start my TeachLive session?

- Go to the Mursion website (portal.mursion.com/login).
- Login to the Mursion portal using your email account and the password you created when you first created your account.
- Click “Join Session.”
- Click “allow” for the camera and microphone.
- Next, you will be asked to consent to your session recording. Please click, "I consent." This allows you to receive a recorded video of your session.
- Once your session starts, you will be greeted by our TeachLive avatar host before the students appear for your lesson.
- After you complete your session, sign-out of your account.



Receiving Feedback

What happens after your session?

- You will receive a video recording after your session.
- Your video should be ready for you to view within a few hours after your session.
- Login to the Mursion portal. On your Dashboard, you will see the “completed session” tab. Click “view report.”
- You will then be able to see your “completed session” on the Dashboard. Click “view report.”
- Next, click the “recording” tab at the top of the page

EDCI 352 Lesson Plans
Thursday - September 21, 2023 | 9:00 AM CDT

[View Report](#)

[Report](#) [Recording](#) [Session Details](#)

Your report will be ready shortly

Next steps: Practice makes perfect!
Repetition is the key to making these skills second nature.

Receiving Feedback

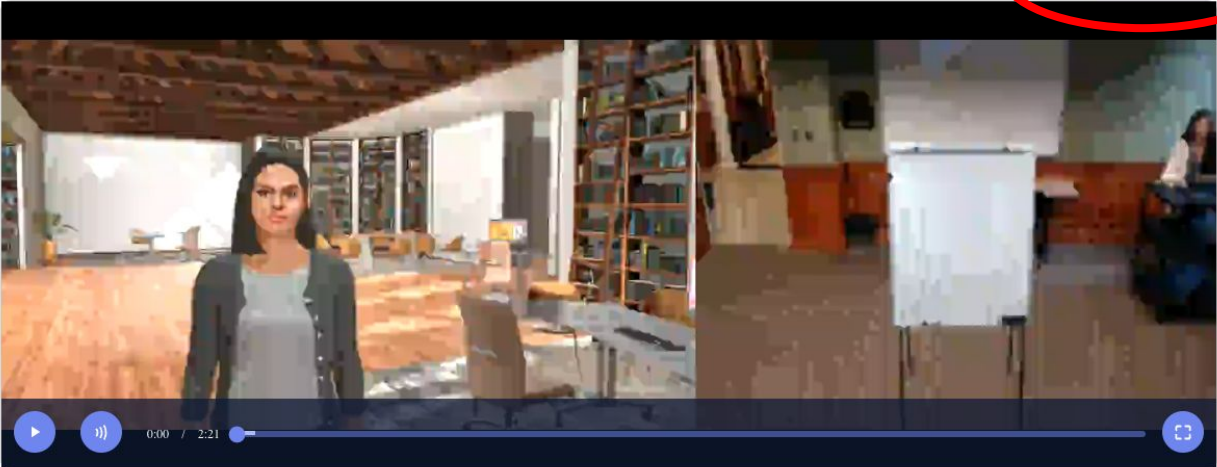
How can you save your recording?

- Click “share video link” and save your video to your computer or Google Drive.
- Please be aware that your video will disappear from your account after one month from your session.
- It is your responsibility to save your video recording.
- All questions regarding assignments associated with your course should be directed to your instructor.

Report Recording Session Details

Reflect on the conversation by playing your simulation recording

Share Video Link



Next steps: Practice makes perfect!
Repetition is the key to making these skills second nature.